

2.7.1 Student Satisfaction Survey (SSS) on overall institutional performance (Institution may design the questionnaire) (results and details be provided as weblink)

The College has the mechanism for analyzing feedback from different stakeholders on overall institutional performance. A feedback from the students is obtained through feedback forms containing questionnaire on various aspects i.e. curriculum, sports, facilities in the department, involvement of teachers etc. The feedbacks and suggestions received are placed before the Principal as well as management for corrective measures from time to time. The student issues facilitating the student's responses are resolved promptly.

Student: A questionnaire is prepared to obtain feedback from students to find out the status of the college. Students are answering the following questions:

Teaching Staff Questions

1. Punctuality - Starts & closes the session on time (Regularly)
2. Subject knowledge - In depth and sound knowledge of subject
3. Communication - Clarity, Delivery, Interesting, Interactive (Participative)
4. Session Preparedness - (how well prepared for Lecture / session)
5. Eager to teach - Ability and Readiness to answer questions
6. The teachers encourage participation and discussion in class
7. The teachers are available and accessible in the Department after lecture timings
8. The evaluation process is fair and unbiased
9. The teachers guide the students for overall personality development of the students
10. Class Control

Infrastructure Questions

1. Maintenance
2. Open Area Cleanliness
3. Class Rooms Cleanliness
4. Toilets Cleanliness
5. Security Behavior
6. Class Room Furniture

Laboratory Questions

1. Facility

Registrar OS Office Questions

- 1 Student Section Response
- 2 Response to communication
- 3 Front Desk Response

Facilities Questions

1. Transport Punctuality
2. Books availability in Library

3. Canteen Food Quality
4. Canteen Cleanliness
5. Drinking water Availability
6. Computer Lab facility
7. Library Facility
8. New Books Availability in Library

Security Question

1. Behavior

Students are giving responses by rating the questions as:-

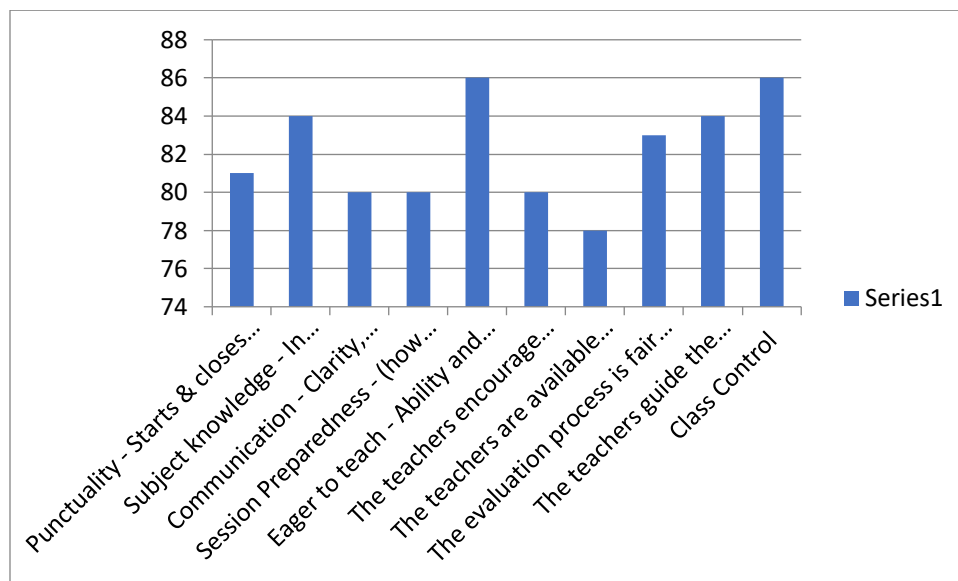
1. Poor
2. Average
3. Good
4. Very Good
5. Outstanding

Cumulative Report:

Students' Feedback on Teachers' performance

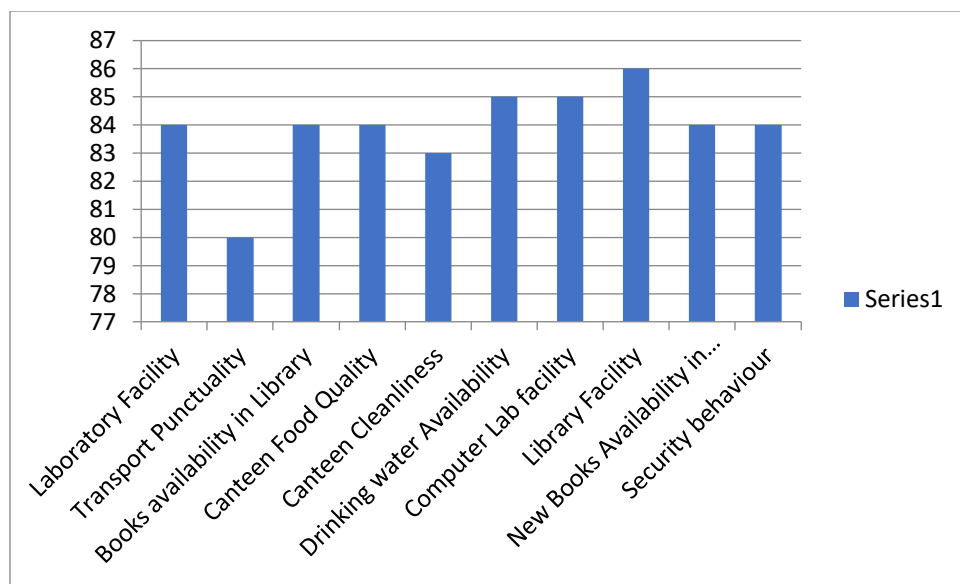
| Sr.No. | Aspects | Percentage |
|--------|---|------------|
| 1 | Punctuality - Starts & closes the session on time (Regularly) | 81 |
| 2 | Subject knowledge - In depth and sound knowledge of subject | 84 |
| 3 | Communication - Clarity, Delivery, Interesting, Interactive (Participative) | 80 |
| 4 | Session Preparedness - (how well prepared for Lecture / session) | 80 |
| 5 | Eager to teach - Ability and Readiness to answer questions | 86 |
| 6 | The teachers encourage participation and discussion in class | 80 |
| 7 | The teachers are available and accessible in the Department after lecture timings | 78 |
| 8 | The evaluation process is fair and unbiased | 83 |

| | | |
|----|---|----|
| 9 | The teachers guide the students for overall personality development of the students | 84 |
| 10 | Class Control | 86 |



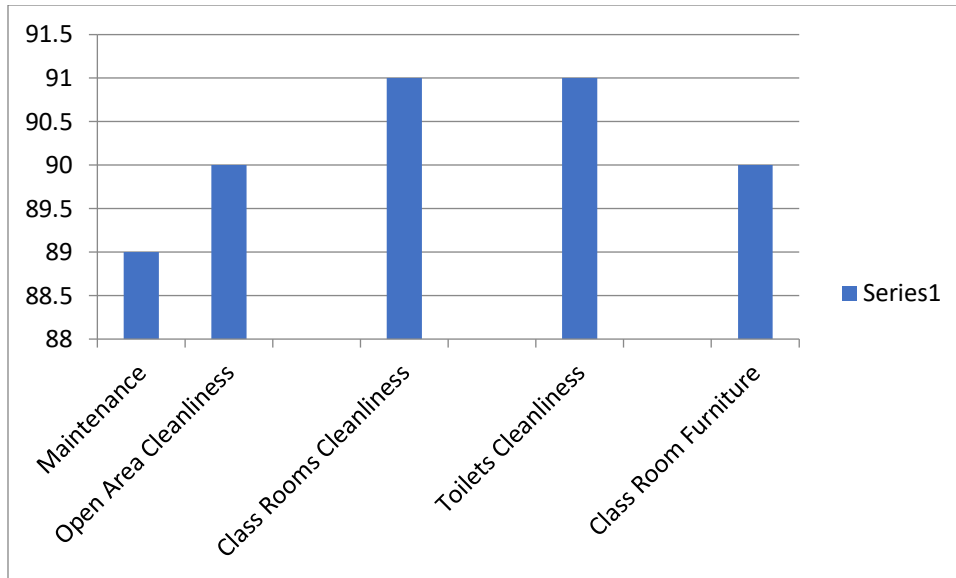
Feedback on facilities provided to students

| Sr.No. | Aspects | Percentage |
|--------|-----------------------------------|------------|
| 1 | Laboratory Facility | 84 |
| 2 | Transport Punctuality | 80 |
| 3 | Books availability in Library | 84 |
| 4 | Canteen Food Quality | 84 |
| 5 | Canteen Cleanliness | 83 |
| 6 | Drinking water Availability | 85 |
| 7 | Computer Lab facility | 85 |
| 8 | Library Facility | 86 |
| 9 | New Books Availability in Library | 84 |
| 10 | Security behaviour | 84 |



Students' Feedback on Infrastructure'

| Sr.No. | Aspects | Percentage |
|--------|-------------------------|------------|
| 1 | Maintenance | 89 |
| 2 | Open Area Cleanliness | 90 |
| 3 | Class Rooms Cleanliness | 91 |
| 4 | Toilets Cleanliness | 91 |
| 5 | Class Room Furniture | 90 |



Students' Feedback on Registrar OS Office Questions'

| Sr.No. | Aspects | Percentage |
|--------|---------------------------|------------|
| 1 | Student Section Response | 80 |
| 2 | Response to communication | 84 |
| 3 | Front Desk Response | 82 |

